

DRAWING NO.

C340TCX


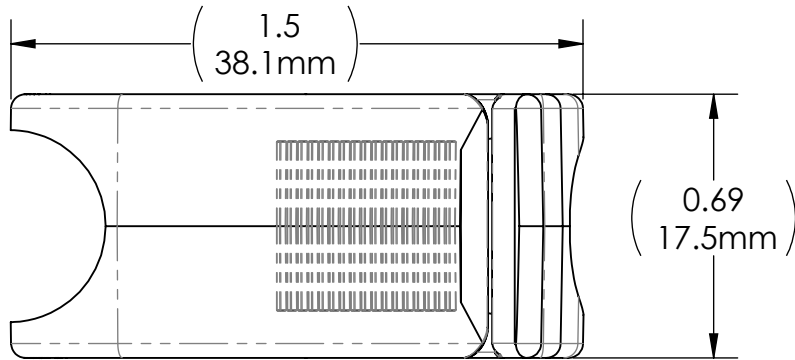
REV

T

Customer Drawing

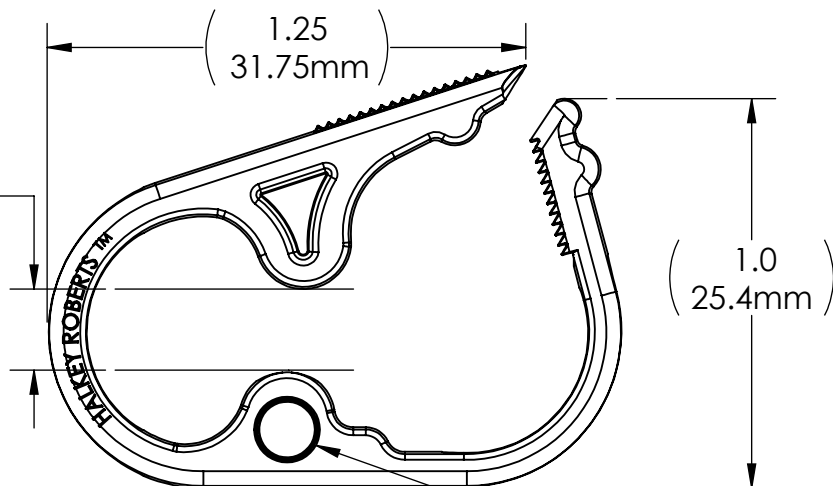
Revision History

REV	DESCRIPTION (ECO)	DATE	APPROVED
R	REMOVE SUFFIX PB, PR, PYG ECO 5605	4/22/13	DZ
T	UPDATE GATE VESTIGE .020 MAX ECO 5904	11/12/13	AK



SEE NOTE 6.

0.00 - 0.03
(0.00 - .762mm)
CLOSED POSITION



QUALITY CRITERIA

O.D. FLASH 0.015 MAX. (0.4MM)

GATE VESTIGE 0.02 MAX. (0.5MM)

EMBEDDED PARTICLES, BUBBLES, SPOTS, STAINS: 0.3mm² MAX. NO MORE THAN 5 PER PART.

NOTES:

- SUFFIX INDICATES COLOR & MATERIAL:
NO SUFFIX - MAT'L: NATURAL CELCON M270
B - BLUE CELCON
GAM - (NATURAL POLYESTER)
P - WHITE POLYPROPYLENE
PBG - BLUE GAMMA POLYPROPYLENE
PG - WHITE " " " "

- CRITICAL DIMENSIONS ARE CIRCLED AND SUBJECT TO INSPECTION.
- DIMENSIONS IN PARENTHESES ARE FOR REFERENCE ONLY.
- ALL DIMENSIONS ARE IN INCHES WITH NOMINAL IN MILLIMETERS BELOW.
- CAN BE MOLDED IN NYLON OR POLYESTER FOR GAMMA RADIATION STERILIZATION.
- MAX TUBING DIA. (0.45")

REFERENCE VIEW
FOR PREVIOUS REVISION

- HR TUBING CLAMPS ARE SINGLE PATIENT USE MEDICAL COMPONENTS INTENDED TO BE INCLUDED AS PART OF THE FINISHED DEVICE, I.E. IV ADMINISTRATION SETS. HR TUBING CLAMPS ARE MANUFACTURED TO HR SPECIFICATIONS, SOLD BULK, NON-STERILE TO OEMS. BECAUSE THE CONFIGURATIONS OF IV TUBING VARY DRAMATICALLY, HR CANNOT MAKE ANY PARTICULAR CLAIMS. CUSTOMERS MUST VALIDATE CLAMPS FOR THEIR INTENDED USE, ENSURING THAT THE CLAMPS EFFECTIVELY OCCLUDE THE INHERENT VARIATION OF THE PARTICULAR TUBING EMPLOYED BY THE CUSTOMER AGAINST THE CLOSED GAP RANGE PROVIDED ON HR'S SPECIFICATIONS. OEM MANUFACTURING PROCESSES (SUCH AS ASSEMBLY PROCESSES, PACKAGING AND STERILIZATION) CAN SIGNIFICANTLY ALTER THE CLAMPS' FUNCTIONALITY; THEREFORE, HR CANNOT GUARANTEE THE PERFORMANCE OF THE FINAL CONFIGURATION.

MOLDED PARTS:

GATES, PARTING LINES, AND FLASH PER QUALITY CRITERIA

PROPRIETARY AND CONFIDENTIAL

THE INFORMATION CONTAINED IN THIS DRAWING IS THE SOLE PROPERTY OF HALKEY-ROBERTS CORPORATION ST. PETERSBURG, FL. ANY REPRODUCTION IN PART OR AS A WHOLE WITHOUT THE WRITTEN PERMISSION OF HALKEY-ROBERTS CORPORATION IS PROHIBITED.

DRAWN BY	M.S.	DATE	
APPROVED BY	J.W.	DATE	10-24-94
MATERIAL	SEE NOTES		
FINISH			
UNLESS OTHERWISE SPECIFIED:	THIRD ANGLE PROJECTION		
DIMENSIONS ARE IN INCHES			
TOLERANCES:			
ANGULAR: ± 1°			
TWO PLACE DECIMAL ± .01			
THREE PLACE DECIMAL ± .005			



Halkey-Roberts

TITLE

TUBING - CLAMP

SIZE

A

DRAWING NO.

C340TCX

REV

T

SCALE

2:1

DO NOT SCALE DRAWING

SHEET

1 OF 2